



QUAKER
WINDOWS & DOORS



BRIGHTON
LS SERIES



CHANGING THE WAY YOU VIEW WINDOWS & DOORS



BRIGHTON LS SERIES

For 66 years, Quaker craftsmen have been creating windows and doors that transcend basic needs of light and ventilation. Our innovative designs and outstanding performance features provide lasting beauty and value in homes throughout the country.

Now, the best of Quaker past and present is reflected in the artistry and performance of the new Brighton™ LS Series line of wood windows and doors.

A BRILLIANT FUSION OF OLD WORLD CRAFTSMANSHIP AND MODERN TECHNOLOGY

In a world of automated, assembly-line mass production, it's refreshing to know that one manufacturer still values attention to detail and understands how it influences long-term product performance and beauty.

Brighton™ wood windows and doors are manufactured on-site by an experienced workforce - many with more than 35 years of Quaker service. These skilled craftsmen use the highest quality materials, the best computer technology available and a testing facility to provide complete control over the production process... and build their expertise into every product.

Quality craftsmanship is enhanced with new materials that deliver unparalleled energy efficiency and make it possible to create imaginative and diverse designs that will transform your home from ordinary to extraordinary.

Quaker takes great pride in the fact that all of our windows and doors are made at our one manufacturing location in Freeburg, Missouri; right in the heartland of the United States of America.

But just as important, the components that make up our products are made here too. From Anaheim to Zelionople. Red Bud to Spring Green. We go across the country in search of the best products available because at Quaker, we insist on a higher standard for our windows and doors.

While a global economy is a permanent part of today's business world, we sincerely ask for your support of our efforts to buy American-made products whenever and wherever possible.

TABLE OF CONTENTS

- 2 The Fundamentals
- 4 Single and Double Hung
- 7 Casement and Awning Windows
- 8 Geometric Shapes
- 11 Replacement Windows
- 12 Pre-finished Windows
- 15 Sliding Doors
- 16 Swinging Doors
- 18 Window Options and Features
- 22 Door Options and Features
- 24 Additional Options and Features
- 25 Performance Data
- 26 Window and Door Sizes
- Back Cover
- What's Next

BRIGHTON™ YOUR OUTLOOK



MADE IN USA





SPECIALTIES OF THE HOUSE

Clearly a cut above the rest, glass in all Brighton™ windows and doors is perfectly cut with an optimizer system to minimize waste. A unique spacer — forms an airtight seal between the panes. The result? Warmer windows that eliminate heat loss and gain, and minimize condensation.

Solid wood frames are specially treated to provide

long-term durability. Recessed tilt latches have a clean look and simplify cleaning.

Extruded aluminum-clad exterior is factory-controlled to provide a baked-on finish that is maintenance-free and can be painted any color...a vast improvement over roll-form cladding.

OPTIMUM ENERGY EFFICIENCY



Designed and tested for energy efficiency, Brighton™ wood windows and doors comply with stringent energy-efficient guidelines established by the government-backed Energy Star® program.

Optional Low-E coating — the latest low-emissive technology — produces high-performance insulated glass to reduce heat loss or heat gain and block UV rays.

A unique jamb-liner system outperforms the industry average to minimize air infiltration without impeding the effortless functioning of the Brighton™.



The energy performance of each Brighton™ window is displayed on the NFRC (National Fenestration Ratings Council) sticker, which allows you to accurately compare the efficiency of similar windows and patio doors.

EXTREME DURABILITY

Brighton™ wood clad windows are periodically tested on-site to ensure their ability to withstand the elements with style.

Extreme weather conditions including rain and wind are simulated in the Quaker facility to ensure every product protects you and your home come rain or shine.



Madison, AL
Photo Credit: Pittner Serviceszz



Homewood, IL
Photo Credit: PJ's Windows & Doors



FUNDAMENTALLY SUPERIOR FEATURES

BUILDING GREEN FOR A BETTER TOMORROW

Quaker is very proud to say that we've been offering positive, environmental products for many years. Quaker Window Products' Build Green participation and activities have grown over the years. Our wood windows and doors are prime examples. Glass, aluminum and wood, the primary components of our Brighton™ LS Series windows & doors, are all considered "green" materials.

But it's not just the product itself, it's also what Quaker is doing behind the scenes that sets us apart.

- Quaker has been an ENERGY STAR™ partner for almost 15 years. Long before other manufacturers were even thinking about Energy Star™, Quaker was producing windows & doors that not only met, but quite often exceeded ENERGY STAR's™ stringent criteria.
- At Quaker, we're continually implementing and installing machinery in our manufacturing plants that lessen our waste of raw materials. Our most recent building additions have also improved our manufacturing capabilities while using less energy.
- Aluminum cladding found on our wood windows and doors has a powder-coat paint finish, thus implementing several "Green" advantages over conventional liquid coatings. One of those advantages is the fact that powder coatings emit zero or near zero volatile organic compounds. Powder-coat production lines also produce less hazardous waste than conventional liquid coatings. And also of great importance is that overspray from powder coating can be recycled and re-used, thus it is possible to achieve nearly 100% use of coating.
- The wood used in our windows and doors is supplied by industry leading wood suppliers who specialize in environmental forestry management.
- Glass in our windows and doors is partially made up of recycled glass. Exterior cladding partially contains recycled aluminum too.
- Recycling is also a big part of day-to-day operations. Our aluminum and glass scrap is regularly sold to recyclers for re-use.

Quaker has been a huge asset for several award-winning projects in that our wood windows and doors have helped these projects achieve LEED accreditation*.

Quaker Window Products is a proud supporter of Habitat for Humanity.



*Quaker Window Products Co., Inc. does not make any guarantee of LEED-accreditation or Level Certification with the use of Quaker products.



SINGLE &
DOUBLE HUNG

Superior Brighton™ craftsmanship has been taken one step further with the Brighton™ LS Single and Double Hung. The Brighton™ LS can help you create a home in harmony with your surroundings. Built with solid, treated pine, single and double hung windows are available in almost any size and can be stained or painted to match your décor.

Equipped with a unique jamb-liner system, Brighton™ LS Single and Double Hung windows dramatically reduce infiltration by wind, heat and cold, without impeding the effortless function of the window.


A block and tackle balance system adjusts to the size of the window. So whether your windows are tall and narrow or short and wide, you can be sure they'll open easily every time and tilt for easy cleaning. Combined with an extruded aluminum-clad exterior, airtight glass and specially treated wood frames, these window workhorses improve your view, inside and out.

Brighton™ LS window locks don't just close the window, they grab tightly to provide a complete seal, even on extremely wide windows. Cam locking hardware exceeds all safety standards.

Brighton's LS aluminum-clad exterior is a Quaker specialty. The baked-on finish is completed at the factory to ensure long-term, low-maintenance durability.

SINGLE AND DOUBLE HUNG DESIGN OPTIONS

Whether you need a high-performance window for your rustic mountaintop getaway or an architecturally correct window for a quaint historic neighborhood, there is a Brighton™ wood window engineered specifically for you.



COMBINE BEAUTY AND CONVENIENCE



“When we built our home, we looked for windows that would allow us to maintain the architectural integrity of our design and stay within budget. Our builder suggested Quaker as a good alternative to other big brand names. We reviewed Quaker’s specs closely and found that Quaker met and exceeded many of their better-known competitors.”

DR. AL AND GAIL SCHERYGEN
ST. LOUIS, MISSOURI




EXTRAS

- BetterVue™ fiberglass screens are standard.
- Customize your window to fit your décor with one of Quaker’s multiple hardware finish options. Available choices include Oil Rubbed Bronze, Antique Brass, Brushed Chrome and several others.

ENERGY PERFORMANCE

Brighton™ Single Hung (Energy 3S)	
U-Value = .30	Solar Heat Gain = .19
Brighton™ Single Hung (Energy Max)	
U-Value = .27	Solar Heat Gain = .19
Brighton™ Double Hung (Energy 3S)	
U-Value = .30	Solar Heat Gain = .19
Brighton™ Double Hung (Energy Max)	
U-Value = .27	Solar Heat Gain = .19



THEY WORK AS GOOD AS THEY LOOK



EXTRAS

- Hardware that meets safety codes for emergency escapes is available.
- Customize your window to fit your décor with one of Quaker's multiple hardware finish options. Available choices include Oil Rubbed Bronze, Antique Brass, Brushed Chrome and several others.

ENERGY PERFORMANCE

Brighton™ Casement (Energy 3S)	
U-Value = .30	Solar Heat Gain = .19
Brighton™ Casement (Energy Max)	
U-Value = .27	Solar Heat Gain = .18
Brighton™ Awning (Energy 3S)	
U-Value = .30	Solar Heat Gain = .19
Brighton™ Awning (Energy Max)	
U-Value = .27	Solar Heat Gain = .18



CASEMENT &
AWNING WINDOWS

Brighton™ casement and awning windows offer endless design possibilities. This clean and contemporary look can open up a room to catch a breeze or let in the morning light. Stack them, shape them into bows and bays or combine them with unique geometrical shapes to expand your horizon.



All Brighton™ casement and awning window frames are made of treated pine and have a baked-on, maintenance-free, painted exterior finish. Windows are dual-sealed with bulb weather-stripping to prevent excessive air leakage. When tested, these windows have extremely low air infiltration.


Specially designed crank-out hardware adds strength and integrity to each window and stops air leaks. Sashes open wide for easy cleaning and support arms swing outward for hard to reach areas. For visual and practical purposes, casement and awning hardware neatly folds down into a pocket to avoid interference with window blinds.

Adjustable locking hardware accommodates settling in older homes to maintain a tight seal.

Using a combination of beauty, function and performance, our Push Out Casement windows present a new stylish element to the Brighton™ wood clad window family.

Screens can be full-time or part-time depending on your preference. All crank-out versions contain an aluminum frame screen with BetterVue™ mesh. On any model, crank-out or push-out, an optional choice is Quaker's retractable screen. Use it when you need it. Make it disappear when you don't.

CASEMENT & AWNING WINDOW DESIGN OPTIONS



"I am almost beyond words at how pleased I am with my decision to go with Quaker. I had some friends over and the first thing they said while standing in my living room was "Wow — did you get new windows?" Truly in looks alone the Quaker windows are superior, but the energy savings are phenomenal too. Expecting to see a small reduction in my utility bills — I never once expected to have them cut in half!"

JO ANNE PARKER
LANSING, KANSAS

GEOMETRIC SHAPES

Brighton[™] design ingenuity lets you make a small room look spacious with a uniquely shaped accent window. Or add character and dramatic effect with octagons and rounds.



Design a wall of dazzling toppings; transoms; half-rounds and ellipticals. Brighton[™] windows are an architect's dream.

Each Brighton[™] geometrical wood window receives special care. Windows are crafted in-house and grilles are carefully produced as one connected piece. Many windows are treated with precautionary measures, such as safety glass.

Quaker quality comes in all shapes and sizes. Brighton[™] specialty windows are made with treated wood, insulated glass and an exterior painted finish that is maintenance-free.

To assist builders with installation, casings on curved geometrical shapes are standard. Ornate casings and simulated divided lites with custom design grilles are also available.

GEOMETRIC WINDOW DESIGN OPTIONS



"Quaker gives us the goods: good service, good product, good price. With Quaker, we buy our windows direct instead of going to a distributor. The service is much more personal, and delivery is faster. They'll build any window we want. Some of the big guys will shy away from that unless you're talking big numbers. But Quaker will treat us the same every time.

"Plus, we really like the windows they build: jamb thickness, cladding, screens and colors. And their prices get us into the marketplace against the big box stores. Their warranty is great, and their windows cost as much as 20 percent less. That's usually my profit."

CHRIS EICHEN, SALES & KEITH SWANSON, OWNER
HOWELL LUMBER – WAMEGO, KANSAS



OPEN A WINDOW
OF OPPORTUNITY FOR
PERSONAL EXPRESSION

ENERGY PERFORMANCE	Brighton [™] Picture Window to Match Single & Double Hung (Energy 3S)	U-Value = .29	Solar Heat Gain = .21
	Brighton [™] Picture Window to Match Single & Double Hung (Energy Max)	U-Value = .25	Solar Heat Gain = .21
	Brighton [™] Direct Set Picture Window (Energy 3S)	U-Value = .27	Solar Heat Gain = .24
	Brighton [™] Direct Set Picture Window (Energy Max)	U-Value = .22	Solar Heat Gain = .24
	Brighton [™] Picture Window to Match Casement (Energy 3S)	U-Value = .29	Solar Heat Gain = .22
	Brighton [™] Picture Window to Match Casement (Energy Max)	U-Value = .25	Solar Heat Gain = .21



REPLACEMENT
WINDOWS

If you're remodeling, you can preserve the character of your home with Classic Fit® wood windows that duplicate the charm of your original windows and improve energy efficiency and performance.

Classic Fit® replacement windows are manufactured as a complete window, sealed and airtight, which makes them look and perform better than any window replacement kit.

Historic Fit® replacement windows are also manufactured for superior style and performance and will easily complement your special restoration projects. They are ideal for residential or commercial historical replication projects.

Classic Fit® custom-sized replacements are easily inserted into your existing frame opening and can be stained or painted to match your existing design. With nothing to assemble and 1/4" increments for custom sizing, they install quickly and easily with little or no disturbance to the interior or exterior of your home.

The painted exterior is aluminum clad, and maintenance-free. Classic Fit® and Historic Fit® insulated glass and solid wood frames are energy efficient and durable. Easy open tilt latches make for easy cleaning.

TAKE YOUR HOME
FROM SPEC TO
SPECTACULAR

ClassicFit®
HistoricFit®

ENERGY PERFORMANCE	Classic Fit® Double Hung (Energy 3S)	
	U-Value = .31	Solar Heat Gain = .19
	Classic Fit® Double Hung (Energy Max)	
	U-Value = .27	Solar Heat Gain = .18
Historic Fit test information is same as Classic Fit		





PRE-FINISHED WINDOWS

Quaker Brighton™ LS Series pre-finished windows feature a beautiful interior façade without post-installation labor and expense.

Unique two-tone grids allow you to match both the interior and exterior colors

No matter the size or style, all Brighton™ windows can be ordered with the pre-finished interior. That includes operating and fixed windows. Patio doors, too.

Pre-finished color options are many. While white is our most popular color requested, Quaker offers custom pre-finished color choices. Your wood windows can literally be pre-finished to match any color in the rainbow. Ask your dealer for more information.

If painted white, Brighton™ pre-finished windows are made standard with white hardware. Hardware to match custom pre-finished colors is limited to the finishes shown on page 19.


If you intend to do your own pre-finish painting, ask about our window priming option.



IMPROVE YOUR VIEW,
INSIDE AND OUT





ENERGY PERFORMANCE	With Energy Max		
	Brighton™ Narrow Sliding Patio Door	U-Value = .25	Solar Heat Gain Coefficient (SHGC) = .21*
	Brighton™ French Sliding Patio Door	U-Value = .28*	Solar Heat Gain Coefficient (SHGC) = .17*
	*Performance values may vary slightly with addition of optional grids		
			

EXTRAS	■ A retractable screen is available.
	■ Save time with Quaker's Pre-finish interior option.
	■ For homes with more than 1 patio door, hardware can be keyed alike.



SLIDING DOORS

Quaker's sliding wood patio door, the Brighton™ LS Series, can be an essential design element welcoming guests and filling your home with light.

Brighton™ LS Series sliding patio doors help control heating and cooling. All sizes arrive at your home, complete with Energy Star® performance, courtesy of standard Low-E glass and argon gas. Tempered, insulated glass carries a 10-year warranty. Door panels, crafted from specially treated wood, stay airtight, straight and true. A tandem (or double) wheel promotes smoother rolling action, supports door panels and provides a longer life because tracks don't wear out. They're also adjustable so you can raise them.

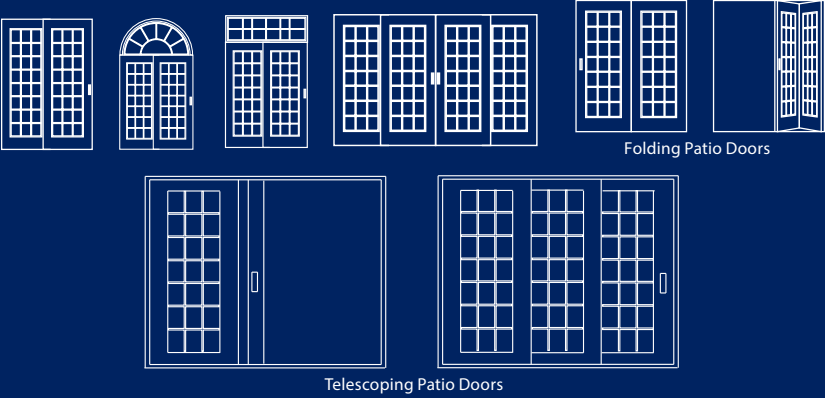
Brighton™ sliding wood patio doors are designed with a heavy-duty, high performance fiberglass sill that allows them to glide easily. Plus, the sill won't warp, bend or rot from exposure to harsh weather.

The exterior is extruded aluminum, which is superior to roll-form aluminum cladding or vinyl cladding.

Specify which way you want your door to operate...right panel active or left panel active. Choose from tall, taller or tallest doors — 6 feet 8 inches, 6 feet 11 inches, 8 feet, even 9 feet high on our wide stile doors. Then wide, wider, and widest — 5 feet, 6 feet, or 8 feet wide. Add sidelites to blur the line between indoor and outdoor rooms.

The Brighton's single-point latch has a gold finish. Several grille styles, including framed wood grilles and dust-free internal muntins, enable you to get the exact look you want to match your décor.

SLIDING DOOR — WOOD PATIO DOOR COLLECTION



CONTEMPORARY POSSIBILITIES

Modern homes make the most of their space and set themselves apart through design and comfort. No other products do that better than Quaker's Folding Patio doors and Telescoping Patio Doors. While these two eclectic doors operate quite differently, they are essentially the same in that they pull the outdoors in and expand your living space.

They're available in many sizes and are easily adjustable to ensure effortless sliding/folding operation. With just a few exceptions, every option offered by Quaker is available on our Folding and Telescoping Patio Doors.

SWINGING DOORS

Quaker's swinging wood patio doors let you create entirely new rooms that expand your living space. Choose an in-swing or out-swing operation to enhance the functionality of your space. Add a geometrical shaped window above or beside an elegant single swing or true French door to create a solarium or fabulous great room.

THE BRIGHTON™ LS SERIES IN-SWING

The Brighton™ LS Series makes an exceptional presentation. It is Quaker's premium swinging wood patio door. 8 1/8 inch bottom rails are part of the Brighton's rich, wood appearance.

Safety is no issue with the Brighton's standard multi-point locking hardware. The multi-point system locks simultaneously at the top, middle and bottom of the panel for added security and improved performance during extreme weather conditions. Three adjustable hinges make sure each Brighton™ patio door operates true for years upon years.

Extruded aluminum dark bronze anodized sill can withstand lots of in-and-out activity.

Screens contain BetterVue™ screen mesh for an almost unimpeded view and excellent insect control.

THE BRIGHTON™ LS SERIES OUT-SWING

The Brighton™ LS Series also is available as an out-swing door manufactured with exceptional quality and care for residential homes. The unique out-swing operation allows for numerous design possibilities not available with an in-swing door. Out-swing doors are available as either a single-panel or True French model.



OPEN YOUR HOME
TO A WORLD OF
POSSIBILITIES

ENERGY PERFORMANCE	Brighton™ Inswing Patio Door (Energy Max)	
	U-Value = .28	Solar Heat Gain = .15
	Brighton™ Outswing Patio Door (Energy Max)	
	U-Value = .28	Solar Heat Gain = .18

FEATURES FOR ALL DOORS

Make your swinging patio door really stand out with optional grilles. Add Internal (a.k.a. between-the-glass), Applied (a.k.a. simulated divided) or Wood Removable (a.k.a. surround) grilles in any number of standard or custom designs.

Quaker wood patio doors protect you from the elements. High performance tempered Low-E glass with an argon gas fill is a standard feature of all swinging wood patio doors. Tempered, insulated glass carries a 10-year warranty against seal failure.

Extruded aluminum on the door exterior provides strength and beauty that outlasts roll-form aluminum cladding or vinyl cladding. Quaker's patio door exterior cladding is warranted for 10 years against paint fading, peeling or flaking.

All doors can be hinged any way you like: as a

SWINGING DOORS — WOOD PATIO DOOR COLLECTION



true French door with both sides swinging, or as a 2-panel door with one panel permanently fixed. Single-panel doors are also available. For an expansive look, add sidelites.

Quaker's swinging patio doors are available in 6 feet 8 inch and 6 feet 11 inch tall sizes. The Brighton™ LS Series swinging doors even have 8-foot, 9-foot and yes, 10-foot extended heights, making them ideal for rooms with prolonged ceilings and absolutely perfect for transforming doorways into breathtaking grand entries.

Add that special touch with one of Quaker's optional hardware finishes, which include satin nickel, antique brass, oil rubbed bronze and others.



EXTRAS	■ A retractable screen is available.
	■ Save time with Quaker's Pre-finish interior option.
	■ For homes with more than 1 patio door, hardware can be keyed alike.



“We built a Frank Lloyd Wright house that had a very complex grid pattern. A couple of narrow windows had this grid work. Quaker looked at the design and told us they didn’t think it would look right and gave us another option.

“Every Quaker guy I’ve ever met is so knowledgeable; they go out of their way to make sure we get it right. Of course, we went with their suggestion.

“In truth, many builders try to design around custom windows, because if it’s not in stock, you can pay a fortune for it. But Quaker’s cost is so inexpensive, I’m not worried. Their aluminum-clad exterior is also a great value. It’s always going to look good, it saves me time and my painter gives me a credit.”

GREG MINK
MINKCO HOMES
INDIANAPOLIS, INDIANA

INTERIOR WOOD SPECIES FOR ALL WINDOWS

Radiatta Pine (standard)



Knotty Alder (optional interior species)



ENERGY SAVING GLASS

Energy Max Low-E Glazing

Energy Plus Low-E Glazing

Energy 3S Low-E Glazing

Energy Basic Low-E Glazing

Energy Bronze

Energy Grey

Energy Obscure

ADDITIONAL GLASS OPTIONS

Tempered (Safety) Glass

Obscure (Privacy) Glass

Clear

SolarBan Low-E for total solar energy protection.

Multiple tints such as Grey, Bronze, Green and Blue

Don't see what you have in mind? Inquire with your dealer about our many other glass options.




CURVED INTERIOR CASINGS FOR ARCHED GEOMETRICS

#356 2 ¼" Pine

#444 3 ¼" Pine

Custom Casing (optional)



ROSETTES FOR ALL WINDOWS

2 ¼" Pine

3 ½" Pine

Custom Rosettes (optional)

BRIGHTON™ LS SERIES DOUBLE HUNG



Brighton™ LS Series Double Hung Cross Section



Gold Finish Hardware (standard)



White Finish Hardware



Polished Brass Finish Hardware



Antique Brass Finish Hardware



Brush/Dull Chrome Finish Hardware



Oil Rubbed Bronze Finish Hardware



Satin/Brushed Nickel Finish Hardware



Brown Finish Hardware

ADDITIONAL OPTIONS

No finger ploughs on top & bottom sash. Optional lift assist hardware (shown).



Ogee Block
Add Ogee blocks to exterior for a truer historic look and feel.



Jamb Liner Cover
Eliminates jambliner lip exposure when screen is removed.



CASEMENT/AWNING



Brighton™ Casement/Awning Cross Section



Gold Finish Hardware (standard)



White Finish Hardware



Antique Brass Finish Hardware



Oil Rubbed Bronze Finish Hardware



Satin/Brushed Nickel Finish Hardware



Brown Finish Hardware



Polished Brass Finish Hardware



Brush/Dull Chrome Finish Hardware

ADDITIONAL OPTIONS

Egress Hardware (fire escape)

Turn Knob Handle

Pole Operator with Hook

OPTIONS AND FEATURES WINDOWS



MULL OPTIONS

- C-Mull
- 1" spacer mull
- 2" spacer mull
- 4" spacer mull



FLANGE OPTIONS


- Flat exterior panning
- Molded exterior panning
- Curved exterior panning
- Classic Fit trim kit



BRICKMOLDS & SILL NOSES

- 2 7/8" Exterior Brickmold
- 1 5/8" Exterior Brickmold
- 1 1/2" Exterior Brickmold

More brickmolds are available



Sill Nose



INTERIOR FINISHING OPTIONS

Pre-finished Interior
(White shown. Custom colors available.)



Primed Interior



SCREENS OPTIONS

Quaker's Brighton™ screens have no peer. Start with BetterVue™ mesh which affords excellent visibility, superior insect protection and excellent airflow. Team that with a heavy-duty extruded aluminum framing, and you'll quickly see why there's no other screen like it on the market today.



SCREENS OPTIONS

- Aluminum screen mesh
 - Sunscreen mesh
 - Retractable screen
- A screen when you want it. A clear view when you don't. Quaker's retractable screen options are cleverly designed to blend with your window's interior so when it's not in use, you hardly notice its presence. Yet it's ever-ready when you need it. Simply slide it in place and your screen adds the outside-to-inside protection you want. Several options from which to choose.



OPTIONS AND FEATURES DOORS



BRIGHTON™ LS SERIES SWINGING WOOD PATIO DOORS

MULTI-POINT HARDWARE CHOICES



Hoppe™ New Orleans Series handle set.



Hoppe™ Munchen Series handle set.

AVAILABLE HOPPE™ FINISHES

Polished Gold Finish (not shown)



Antique Brass Finish



Antique Nickel Finish



Satin Nickel Finish



Polished Brass Finish



Oil Rubbed Brass Finish



Polished Chrome Finish



Brushed Chrome Finish



Rustic Umber Finish



Matte Black Finish



Pure White Finish

BRIGHTON™ LS SERIES SLIDING WOOD PATIO DOOR

HARDWARE CHOICES

Truth™ Signature Series handle set with flip lock.

Truth™ Signature Series handle set with keyed lock.



AVAILABLE PLATE FINISHES

Oil Rubbed Bronze Brushed Chrome

Antique Brass Bright Chrome

Brushed Nickel Bright Brass

Brushed Brass Antique Chrome

AVAILABLE COLOR FINISHES

Gold Bronze
White Chestnut Bronze
Black Many others color choices are available.
Sandstone

ADDITIONAL HARDWARE OPTIONS

Keyed Alike Hardware

Handicap Ramps



GLASS FOR ALL PATIO DOORS

ALL GLASS TEMPERED FOR SAFETY

Energy Max Low-E Glazing Energy Bronze
Energy Plus Low-E Glazing Energy Grey
Energy 3S Low-E Glazing Energy Obscure
Energy Basic Low-E Glazing
SolarBan Low-E for total solar energy protection.
Clear
Obscure (Privacy) Glass
Multiple tints such as Grey, Bronze, Green and Blue.

ADDITIONAL OPTIONS FOR ALL PATIO DOORS

Brickmold
Pre-finished Interior
Retractable screens

PANEL OPTIONS

Wood Panel 1/4 Height
(1 or 2 plants, raised or flat design)

Wood Panel 1/2 Height
(1 or 2 plants, raised or flat design)

ADDITIONAL HARDWARE OPTIONS

Keyed Alike Hardware

Handicap Ramps

Lever handle with deadbolt. Available in the following finishes: Gold, White, Polished Brass, Antique Brass, Brushed Chrome, Oil Rubbed Bronze, Satin Nickel.




ADDITIONAL OPTIONS AND FEATURES


EXTERIOR COLOR CHOICES

Colors represented here vary slightly from actual product. Contact your local dealer for actual color swatch.


11 POPULARS




White




Sandstone




Holly Green




Redwood




Chestnut




Satin Creme




Dark Bronze




Toffee



Beige



Earthtone



Black

19 IMPRESSIVES



Agate Grey



Beige Grey



Burgundy



Gloss Black



Interstate Blue



Matte Black



Moss Green



New Bone White



New Dark Bronze



Oyster White



Patina Green



Polar White



Satin Black



Satin White



Sky White II



Slate Gray



Teal




Telegrey 1




Matte Cream


7 RESEMBLES




Black Anodized




Champagne Anodized
Light Range




Champagne Anodized
Dark Range




Clear Anodized



Light Bronze Anodized



Dark Bronze Anodized
Light Range



Dark Bronze Anodized
Dark Range

UNLIMITED CUSTOM COLORS


Let your imagination take over by selecting the custom color you desire.



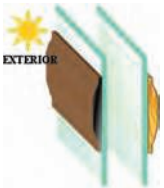
ADDITIONAL OPTIONS AND FEATURES




WOOD WINDOW & DOOR OPTIONAL MUNTIN CONFIGURATION CHOICES




1 1/4" SDL Contoured with Wood Interior and Internal Shadow Bar




1 1/4" SDL Contoured Wood




1 1/4" Wood Removable




3/4" Wood Removable




3/4" Contoured Interior Single Color or 2-tone



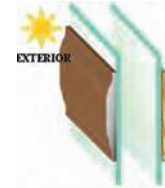
7/8" SDL Contoured with Wood Interior and Internal Shadow Bar



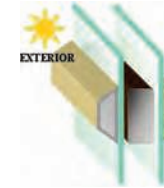
7/8" SDL Contoured Wood



Internal Muntin (a.k.a. Grid Between Glass) Single Color or 2-tone




2" SDL Contoured Wood



SDL Pyramid Bar with Wood Interior and Internal Shadow Bar

GRILLE PROFILE OPTIONS

- Internal Flat and Dust-free Contoured Muntins
- Removable Wood Muntins
- Simulated Divided Lites



PERFORMANCE DATA

	THERMAL TESTING INFORMATION (all values achieved with Low-E and Argon unless otherwise noted)**			STRUCTURAL TESTING INFORMATION			
	U-Value	R-Value	Solar Heat Gain Coefficient	DP Rating	Water Resistance (PSF)	Air Infiltration Rating (25mph)	Structural Load (PSF)
Brighton™ Double Hung Series	.25	4.00	.21	DP-50	7.52	0.03 cfm/ft²	75.19
Brighton™ Casement Series	.27	3.70	.18	DP-60	9.19	0.01 cfm/ft²	90.23
Brighton™ Narrow Sliding Wood Patio Door Series	.25	4.00	.21	DP-50	6.06	0.16 cfm/ft²	40.1
Brighton™ In-Swing Wood Patio Door Series	.28	3.57	.15	DP-40 (DP-50 upgrade available on some sizes)***	6.10	0.08 cfm/ft²	60.20

*Testing data is subject to change without notice. For a complete report on a specific unit, contact your local dealer.
**Energy Star™ criteria varies based on geography. In some cases, alternate glazing packages from Quaker such as dual Low-E are necessary to assure Energy Star™ status. Go to Energystar.gov for the exact Energy Star criteria in your area.
***DP-50 upgrade not available on all sizes. Larger sizes (9' tall, 10' wide, 12' wide, 16' wide) may carry lesser DP-ratings.

Windows or doors that exceed the gateway test size may not necessarily achieve the same DP rating shown.
Quaker Window Products Company, Inc. reserves the right to make and/or implement design changes at any time.





WHAT'S NEXT

See your local authorized dealer
for more information.

VISIT OUR SOCIAL MEDIA SITES FOR INSPIRATION



(02-16)



QUALITY

Brighton's unlimited choices, quality construction and personalized service will change the way you view windows and doors forever.

To learn more about the finer points of Brighton™ wood windows and doors, or to find the name of an authorized Quaker Windows and Doors dealer near you, check our web site at www.quakerwindows.com or call 800.347.0438.

FIND YOUR PLACE IN THE SUN

Ask your builder or local lumberyard about Brighton™ wood windows and doors. They can help you select the right design, size and features that will enlighten your building design, maximize heating and cooling and ensure energy efficiency...at a price you can afford.



CHANGING THE WAY YOU VIEW WINDOWS & DOORS